

Study GOALS & TRACKER

TOP 3 FOCUS AREAS

TO-DO'S

- _____
- _____
- _____
- _____
- _____
- _____
- _____
- _____
- _____
- _____
- _____
- _____
- _____
- _____
- _____
- _____
- _____
- _____
- _____
- _____
- _____

STUDY SCHEDULE

M: _____

T: _____

W: _____

T: _____

F: _____

S: _____

S: _____

STRENGTHS

-
-
-
-
-
-
-
-

30 MIN TRACKER

<input type="checkbox"/>	<input type="checkbox"/>	<input type="checkbox"/>	<input type="checkbox"/>	<input type="checkbox"/>	<input type="checkbox"/>	<input type="checkbox"/>	<input type="checkbox"/>	<input type="checkbox"/>	<input type="checkbox"/>
<input type="checkbox"/>	<input type="checkbox"/>	<input type="checkbox"/>	<input type="checkbox"/>	<input type="checkbox"/>	<input type="checkbox"/>	<input type="checkbox"/>	<input type="checkbox"/>	<input type="checkbox"/>	<input type="checkbox"/>
<input type="checkbox"/>	<input type="checkbox"/>	<input type="checkbox"/>	<input type="checkbox"/>	<input type="checkbox"/>	<input type="checkbox"/>	<input type="checkbox"/>	<input type="checkbox"/>	<input type="checkbox"/>	<input type="checkbox"/>
<input type="checkbox"/>	<input type="checkbox"/>	<input type="checkbox"/>	<input type="checkbox"/>	<input type="checkbox"/>	<input type="checkbox"/>	<input type="checkbox"/>	<input type="checkbox"/>	<input type="checkbox"/>	<input type="checkbox"/>
<input type="checkbox"/>	<input type="checkbox"/>	<input type="checkbox"/>	<input type="checkbox"/>	<input type="checkbox"/>	<input type="checkbox"/>	<input type="checkbox"/>	<input type="checkbox"/>	<input type="checkbox"/>	<input type="checkbox"/>
<input type="checkbox"/>	<input type="checkbox"/>	<input type="checkbox"/>	<input type="checkbox"/>	<input type="checkbox"/>	<input type="checkbox"/>	<input type="checkbox"/>	<input type="checkbox"/>	<input type="checkbox"/>	<input type="checkbox"/>
<input type="checkbox"/>	<input type="checkbox"/>	<input type="checkbox"/>	<input type="checkbox"/>	<input type="checkbox"/>	<input type="checkbox"/>	<input type="checkbox"/>	<input type="checkbox"/>	<input type="checkbox"/>	<input type="checkbox"/>
<input type="checkbox"/>	<input type="checkbox"/>	<input type="checkbox"/>	<input type="checkbox"/>	<input type="checkbox"/>	<input type="checkbox"/>	<input type="checkbox"/>	<input type="checkbox"/>	<input type="checkbox"/>	<input type="checkbox"/>

CORNELL PAGE TRACKER

<input type="checkbox"/>	<input type="checkbox"/>	<input type="checkbox"/>	<input type="checkbox"/>	<input type="checkbox"/>	<input type="checkbox"/>	<input type="checkbox"/>	<input type="checkbox"/>	<input type="checkbox"/>	<input type="checkbox"/>
<input type="checkbox"/>	<input type="checkbox"/>	<input type="checkbox"/>	<input type="checkbox"/>	<input type="checkbox"/>	<input type="checkbox"/>	<input type="checkbox"/>	<input type="checkbox"/>	<input type="checkbox"/>	<input type="checkbox"/>
<input type="checkbox"/>	<input type="checkbox"/>	<input type="checkbox"/>	<input type="checkbox"/>	<input type="checkbox"/>	<input type="checkbox"/>	<input type="checkbox"/>	<input type="checkbox"/>	<input type="checkbox"/>	<input type="checkbox"/>
<input type="checkbox"/>	<input type="checkbox"/>	<input type="checkbox"/>	<input type="checkbox"/>	<input type="checkbox"/>	<input type="checkbox"/>	<input type="checkbox"/>	<input type="checkbox"/>	<input type="checkbox"/>	<input type="checkbox"/>
<input type="checkbox"/>	<input type="checkbox"/>	<input type="checkbox"/>	<input type="checkbox"/>	<input type="checkbox"/>	<input type="checkbox"/>	<input type="checkbox"/>	<input type="checkbox"/>	<input type="checkbox"/>	<input type="checkbox"/>



Topic

STEP 1 use the title of the video, an outcome title, study design key knowledge dot point or content reference

Key ideas

Notes

STEP 2

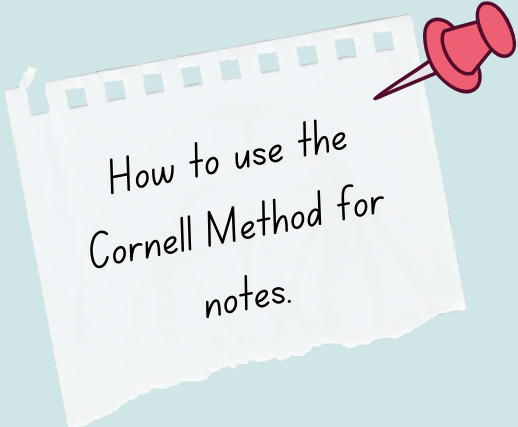
Space for your main notes

Use complete sentences but abbreviate, paraphrase full ideas but don't skip key points, include quotes, terminology and subject specific words

Use linking arrows, highlighters, diagrams, drawings and symbols to visualise and support content

STEP 3

Review and clarify, condense ideas into snapshots (bullet points) and synthesise the ideas into succinct statements or questions



How to use the
Cornell Method for
notes.

Summary

STEP 4

Summarise the whole topic back into a concise short overview

Topic

STEP 1 write the practice exam question in full, highlight command terms in one colour and circle terminology that requires response

Feedback

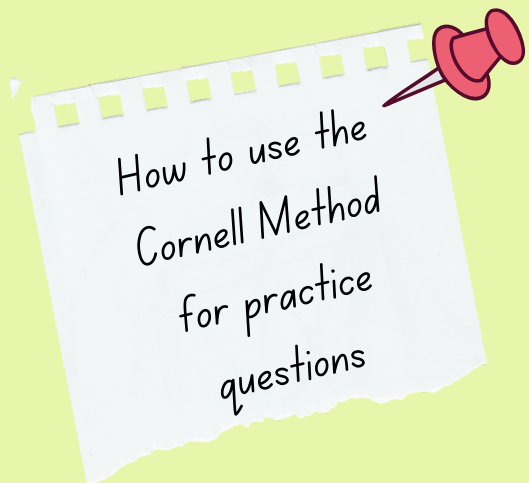
STEP 3
Use the rubric, criteria, assessors feedback to write points that support positive marks, also write points that would affect full marks

Response

STEP 2
Space for your question response

Refer to the numerical mark weight - write length appropriately

When complete highlight where you have responded to command terms, circle mirroring terminology, and underline the parts that respond to the question



Justification

STEP 4
Justify your self marking of the practice question with a succinct statement

Topic

STEP 1 use an outcome, chapter title, study design key knowledge dot point or content reference

Missing content

Notes

STEP 2

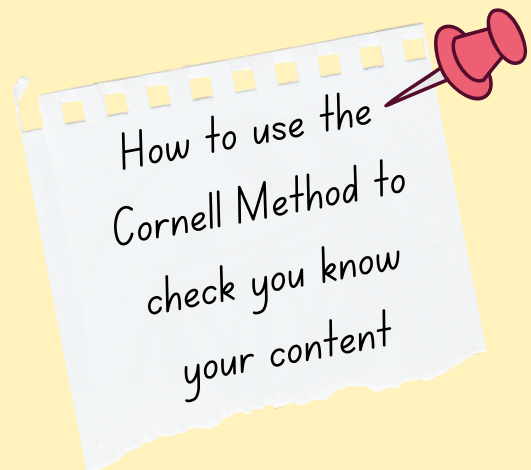
Space for your main notes, write as much as you can from memory

Try and make the notes as complete as possible, abbreviate, paraphrase full ideas but don't skip key points, include quotes, terminology and subject specific words

STEP 3

Review the key ideas in your notes

Return to your text or body of content and write short points that were missed



Summary

STEP 4

Synthesise your strengths in your content knowledge and areas you still need to work on

Topic

Key ideas

Notes

Summary